



# Supplemental Investor Presentation Earnings Release – First Quarter 2019

May 8, 2019



**Forward-Looking Statements.** Information presented below under “2019 Revenue Expectation” with respect to revenue to be generated in 2019 is a forward-looking statement for purposes of the safe harbor provisions of the Private Securities Litigation Reform Act of 1995. Actual results may vary significantly from ACM Research’s expectations based on a number of risks and uncertainties, including but not limited to the following: anticipated customer orders or identified market opportunities may not grow or develop as anticipated; customer orders already received may be postponed or canceled; suppliers may not be able to meet ACM Research’s demands on a timely basis; volatile global economic, market, industry and other conditions could result in sharply lower demand for products containing semiconductors and for ACM Research’s products and in disruption of capital and credit markets; ACM Research’s failure to successfully manage its operations; and trade regulations, currency fluctuations, political instability and war may materially adversely affect ACM Research due to its substantial non-U.S. customer and supplier base and its substantial non-U.S. manufacturing operations. ACM Research cannot guarantee any future results, levels of activity, performance or achievements. The industry in which ACM Research operates is subject to a high degree of uncertainty and risk due to variety of factors, including those described in ACM Research’s public filings with the Securities and Exchange Commission, including its Annual Report on Form 10-K for the fiscal year ended December 31, for a more complete discussion of these factors and other risks, particularly under the heading “Risk Factors.” ACM Research expressly disclaims any obligation to update forward-looking statements after the date of this press release.

**Market Data.** Information presented below under “ACM Investment Summary” contains estimates of ACM Research concerning ACM Research’s addressable markets that are based on industry publications, reports and customer-generated information. This information involves a number of assumptions and limitations, and you are cautioned not to rely on or give undue weight to this information. ACM Research has not independently verified the accuracy or completeness of the data contained in these publications, reports or filings. The industry in which ACM Research operates is subject to a high degree of uncertainty and risk due to variety of factors, including those described in ACM Research’s public filings with the Securities and Exchange Commission, as described above.

**Note Regarding Presentation of Non-GAAP Financial Measures.** Information presented below under “Q1 2019 Operating Highlights” and “Q1 2019 Financial Results” includes certain “non-GAAP financial measures” as defined in Regulation G under the Securities Exchange Act of 1934, including non-GAAP gross profit, non-GAAP operating profit and non-GAAP operating margin. These supplemental measures exclude the impact of stock-based compensation, which ACM Research does not believe is indicative of its core operating results. A reconciliation of each non-GAAP financial measure to the most directly comparable GAAP financial measure is included in ACM Research’s first-quarter earnings release dated May 8, 2019, which (a) has been filed with the Securities and Exchange Commission and can be viewed at [https://www.sec.gov/Archives/edgar/data/1680062/000165495419005406/acmr\\_ex991.htm](https://www.sec.gov/Archives/edgar/data/1680062/000165495419005406/acmr_ex991.htm) and (b) has been posted at, and can be downloaded from, the “Investors” content area at ACM Research’s website, <http://ir.acmrcsh.com/news-releases/news-release-details/acm-research-reports-first-quarter-2019-results>.

# Q1 2019 Operating Highlights

- **Business Momentum Continued Despite Near-term Industry Challenges**
- **Solid Q1 Results**
  - \$20.5 million revenue, up 110% from Q1 2018
  - 43.1% GAAP gross margin and 11.0% GAAP operating margin
  - 43.2% non-GAAP gross margin and 14.6% non-GAAP operating margin
  - \$27.4 million cash balance at March 31, 2019
- **Total shipments of \$14 million in Q1 2019**
  - Increase of 40% from \$10 million in Q1 2018
- **Key operational progress:**
  - Delivered first Ultra-C Tahoe evaluation tool
  - Introduced two electro-plating products – Ultra ECP AP and Ultra ECP MAP
  - Production ramp at second factory on track

# ACM Research Single-Wafer Wet-Cleaning Products

## SAPS



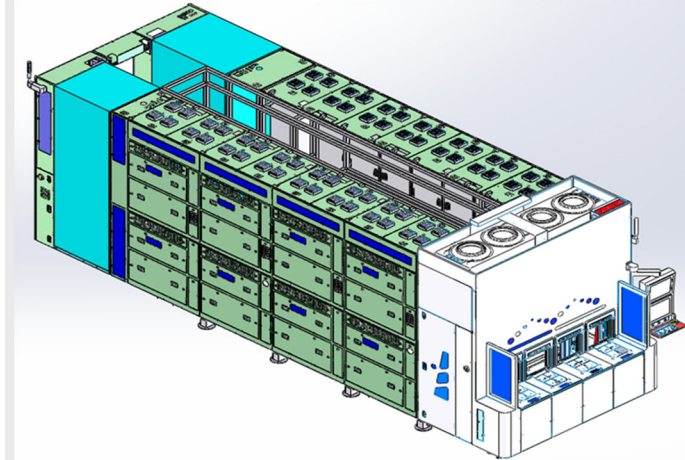
*Megasonic Cleaning for  
2D Structures*

## TEBO



*Disruptive Solution for  
3D Patterned Wafer Surface*

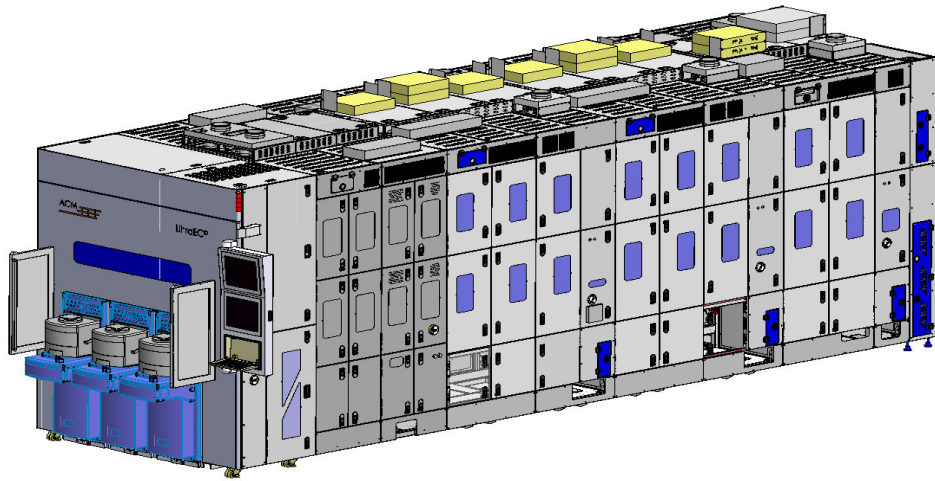
## Ultra – C Tahoe



*Hybrid Wafer Cleaning With Significant  
Cost & Environmental Benefits*

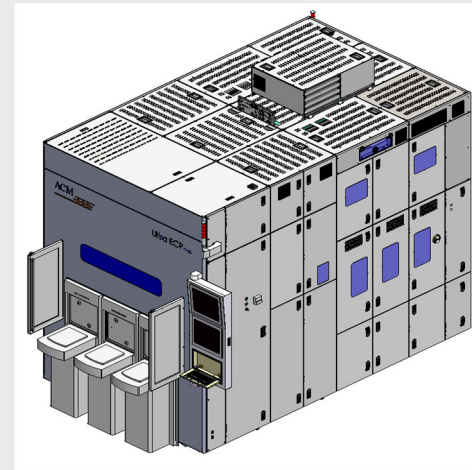
# ACM Research Semiconductor Electro-plating Products

## Ultra ECP AP



- **Advanced Wafer Level Packaging**
- **Back-end Assembly Tool**

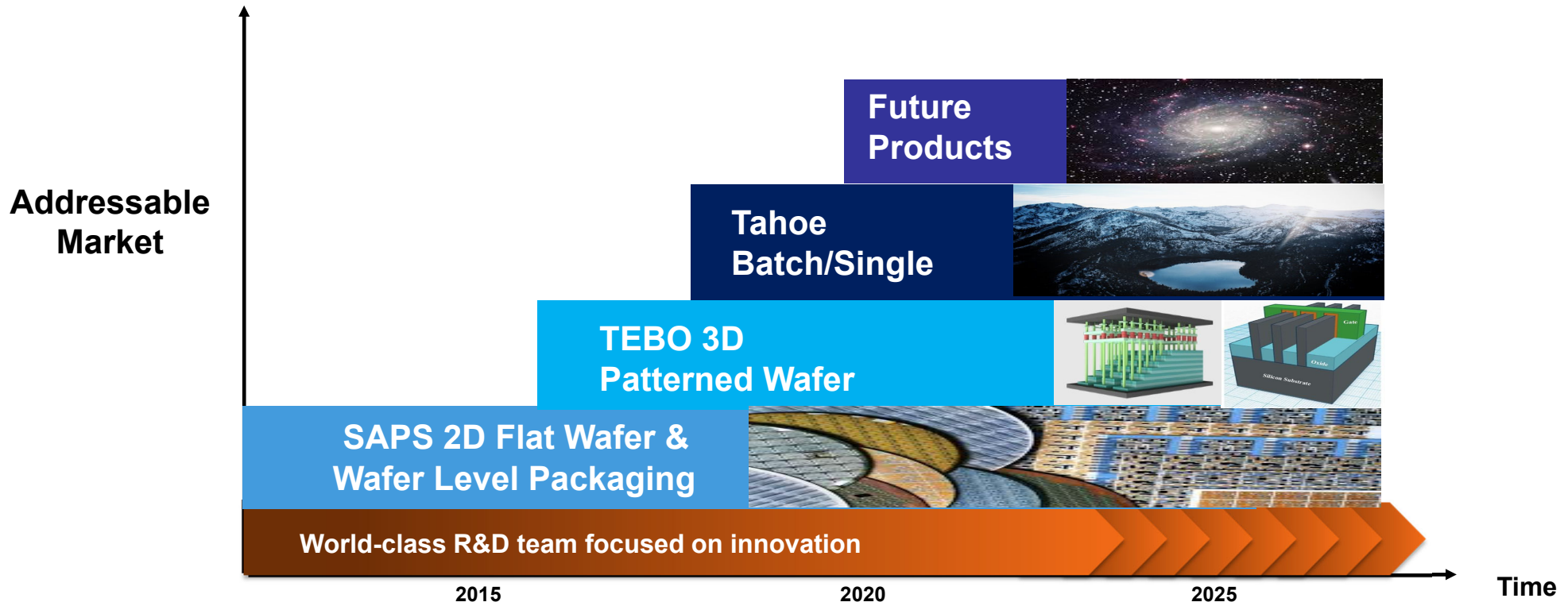
## Ultra ECP MAP



- **Multi Anode Partial Plating**
- **Front-end wafer fabrication processes**

*ACM's ECP tools deliver significant benefits, including greater performance, increased flexibility, and improved cycle times*

# Our Product Expansion Vision



*ACM estimates that SAPS, TEBO, and Tahoe address more than 50% of the single-wafer wet-cleaning market*




# New Factory Ramps Production

- **New factory added 50,000 square feet of production capacity to 36,000 square feet at existing facility**
- **Production initiated at new factory in Q3 2018, expanded in Q4 2018 and ramping over the course of 2019**



**10-mile drive from  
ACM Research's Shanghai headquarters**



**First phase of capital expenditures  
completed in 2018**

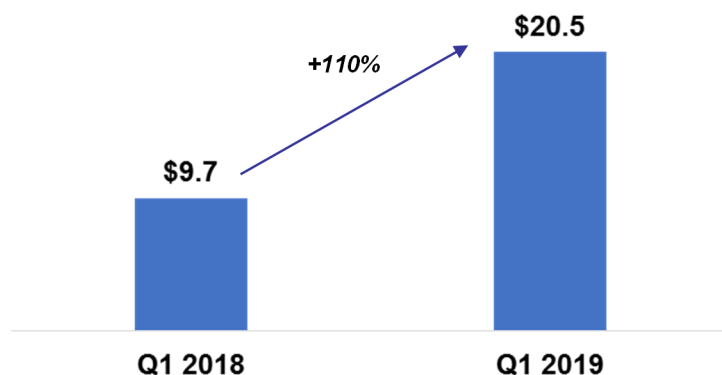


**Majority of Production Mix Q1 2019**

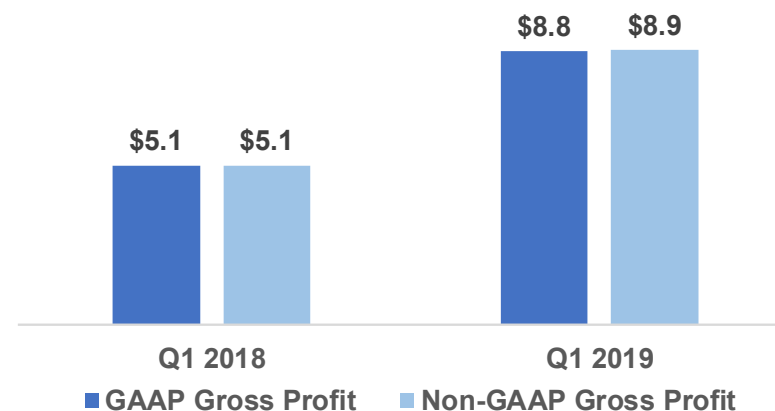
# Q1 2019 Financial Results

\$ Millions, non-GAAP gross profit and operating profit

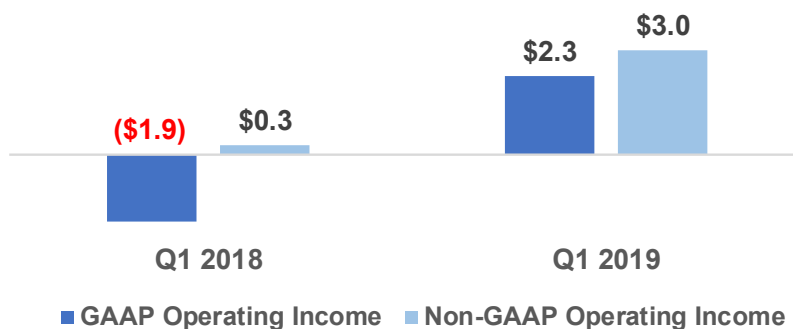
## Revenue



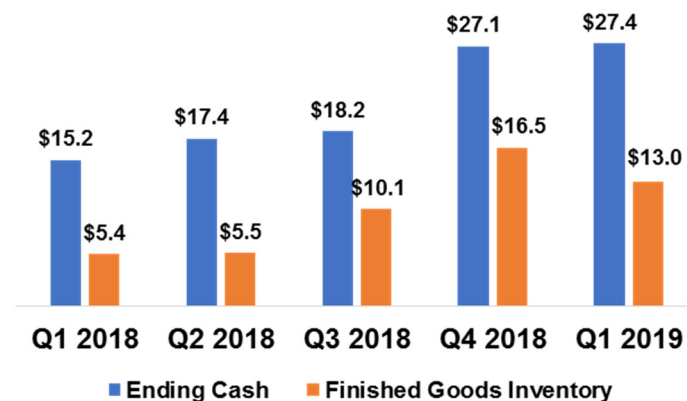
## Gross Profit



## Operating Profit



## Balance Sheet Data





# Outlook

- **For 2019, we continue to expect revenue of approximately \$100 million**
  - Outlook represents 34% growth
  - Reflects strong demand from existing customers

# ACM Investment Summary

## *Advanced Wet-Cleaning Tools for Leading Edge IC Fabs*



1

Growing Share of ~\$3B Wet-Cleaning TAM

2

China Operations Near Major New Fabs

3

World-class DRAM, NAND, Foundry and Logic Customers

4

Capacity Expanded with Second Factory